




















Blend (and digraph) Lesson Instructions:

- Learners search for the blend on page 3.
- Teacher can sound out blend, if necessary.
- Learners circle blend on page 3 and write the corresponding blend onto page 2.
- **For example**, teacher says, "Picture Number 1, bl, bl, bl." Learners locate the blend on page 3, circle it and then write it under Picture Number 1. "Picture Number 2, br, br, br." And so on and so forth.
- On completion of page 2, learners move to page 4.
- Make sure learners write all the blends onto page 4 before beginning.
- Teacher can sound out the end of the words, if necessary.
- Learners circle the word endings on page 5 and finish writing the word on page 4.
- **For example**, teacher says, "Picture Number 1, ock, ock, ock." Learners locate the word ending on page 5, circle it and then write it under Picture Number 1. "Picture Number 2, ush, ush, ush." And so on and so forth.





















Answers

1. Block
2. Brush
3. Clown
4. Cry
5. Drink
6. Flower
7. Frog
8. Glue
9. Grapes
10. Plane
11. Present
12. Queen
13. Scarf
14. Shark
15. Slide
16. Star
17. Spider
18. Train
19. Phone
20. Twins

Put the correct blend under the picture.

1. 	2. 	3. 	4. 
— —	— —	— —	— —
5. 	6. 	7. 	8. 
— —	— —	— —	— —
9. 	10. 	11. 	12. 
— —	— —	— —	— —
13. 	14. 	15. 	16. 
— —	— —	— —	— —
17. 	18. 	19. 	20. 
— —	— —	— —	— —

sc	gl	qu	cr
tw	ph	cl	pr
fr	sh	tr	br
pl	fl	sl	sp
bl	gr	dr	st

1. 	2. 	3. 	4. 
-----	-----	-----	-----
5. 	6. 	7. 	8. 
-----	-----	-----	-----
9. 	10. 	11. 	12. 
-----	-----	-----	-----
13. 	14. 	15. 	16. 
-----	-----	-----	-----
17. 	18. 	19. 	20. 
-----	-----	-----	-----

ain	ar	one	ider
arf	ark	apes	esent
een	ue	ock	ins
ane	own	ide	ower
y	og	ush	ink